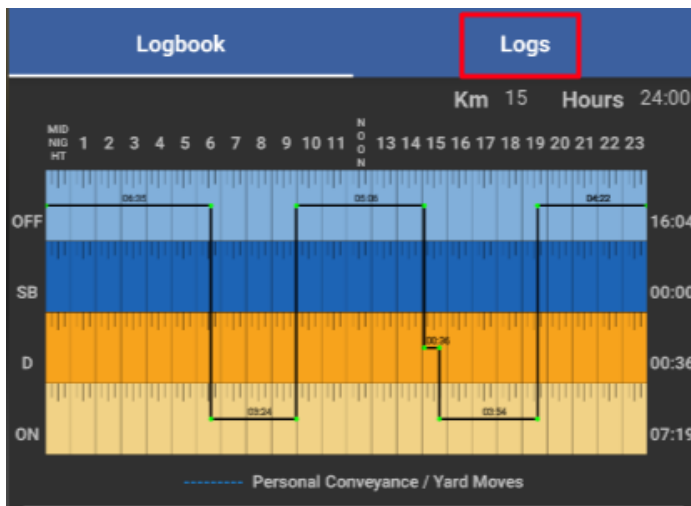


Annotate accidental Drive Time



- Allows driver to mark an automatic Driving status as an error
- Feature is available on version 246 or later on Android platform.
- Must be created by a Driver (cannot be created by a dispatcher via the Cloud platform).

Once marked as an error, the drive time is **removed from the Driver's clock**, however please note the Driving event itself **must still be present on the logs** per regulation. But, the driver will recover the time incorrectly spent in this status, and the input remark will be visible on the log event to the driver, admin, and law enforcement officials who may need to review the record.

Navigate to your Logbook via the Apollo menu, and select the date in question. Choose "Logs" from the top bar.



Click on the Edit icon next to the Driving status you are wanting to annotate. The Edit icon has a pencil next to it.

Status D		
Start Time 2022-12-13 03:06:24 PM (PST)		
End Time 2022-12-13 03:42:28 PM (PST)		
Time Elapsed 0h 36m		
Location 2.37 km SSW Burnaby British Columbia		
Remark		
Driven Km 15		
Certified No		

Annotate accidental Drive Time

On the Edit screen, enter:

- A **remark** (driver's brief written reason for the edit)
- Choose the **Reason** drop-down
- Select **System or User Error**

Select your Status
D

Start Date
2023-03-24

Start Time
09:03

End Date
2023-03-24

End Time
09:18

Time Elapsed
0h15m

Location
Knoxville , Tennessee

Driven Miles
2

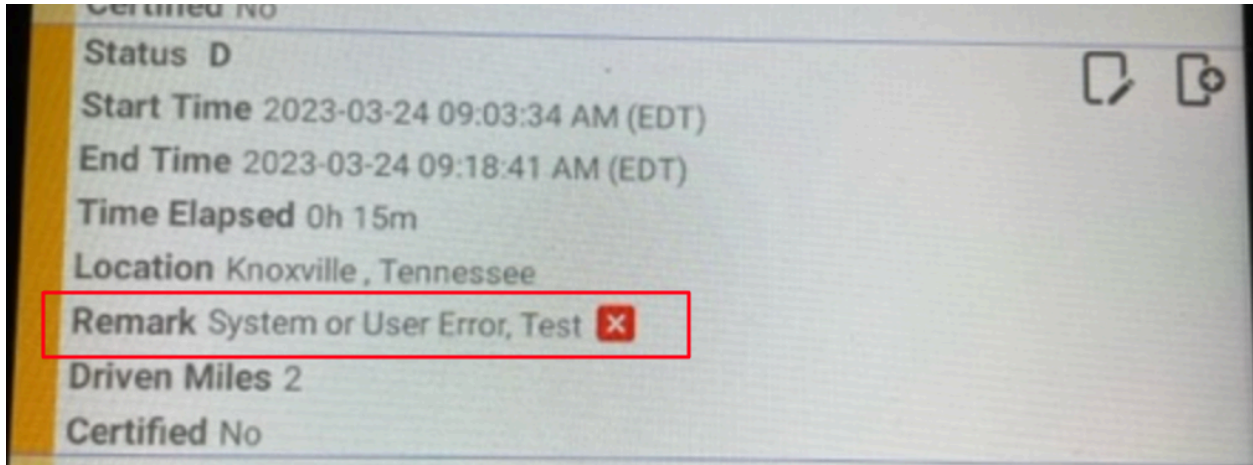
Remark
Test

Reason:
None
System or User Error

CONFIRM CHANGES

Annotate accidental Drive Time

Once the driver confirms the changes they will be returned to the list of log events and will notice a red icon with an X on the Driving status, denoting that it has been annotated to no longer count the time against the driver's clock.



This feature is for:

- Driving Status generated automatically by the software
- Driving Status in which the entire Driving Status is incorrect (there is no way to annotate 'partial' driving status), so if you've gone Off Duty and there is a Driving status after that which is incorrect or accidental, you can use this feature.

This feature will not work best for:

- Cases where a driver was in a real automatic Driving status and that status remained Driving for an elongated / incorrect period of time (for example, Driving was true for 2 hours, but remained Driving for 4 hours).

There is no way to 'partially remove' or 'partially annotate' a driving status to exclude 2 out of 4 hours, it is all or nothing.

As a result, please always be extremely careful to check your software's behavior and ensure the correct status is set. Do not rely only on the system to do things automatically, as technology can sometimes fail.